

MITSUBISHI

FX_{2N}-CNV-BD



The special adaptor connection board FX_{2N}-CNV-BD for the FX_{0N} Series is mounted inside the basic unit of an FX_{2N} Series PC so that an insulating type special adaptor for the FX_{0N} Series can be connected.

Mounting procedure(cut a power supply of the PC)

Remove the panel cover of the basic unit.

Remove the resin cover provided on the left side of the basic unit.

CAUTION ON MOUNTING

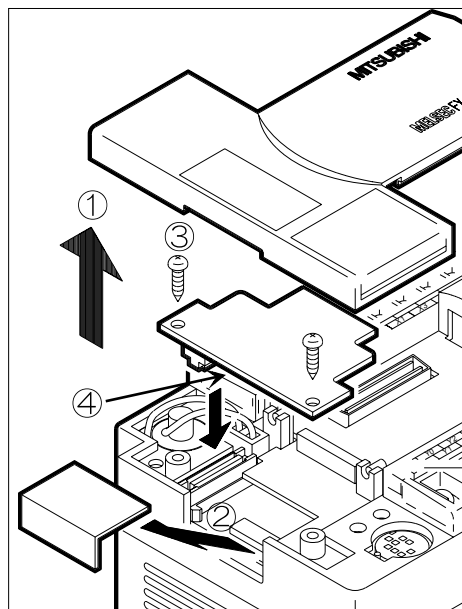
Pay rigid attention so that the PC Boards and the electronic components inside the PC are not damaged while removing the resin cover.

If such PC Boards and/or electronic components are damaged, the PC may be damaged.


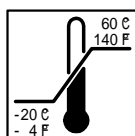
Mount the board to the connector in the basic unit, and fix it with screws M3(0.14 inches) offered as accessories.

Tightening torque: 0.3 to 0.6 N·m (3 to 6 kgf·cm)

Connect the cable of a special adaptor for the FX_{0N} Series to the connector provided on the left side.



December 1997
JY992D63601C



Made in Japan
Mitsubishi Electric Corporation